



AquaLink 4 Software

AquaLink 4 database and graphing makes moisture analysis data safer, more accessible and more useful.






Setup



Congratulations on your new AquaLink 4 software. This guide will help you properly setup and begin using your software in just a few short steps.





Install





- 1** Insert your USB or click “download trial” from <http://www.aqualab.com/aqualink>
- 2** When prompted, enter the required user information and the Registration Key located below
- 3** Follow the on-screen instructions to install Aqualink on your PC






Connect





- 1** Connect serial cable or USB/serial adapter between the serial port on the AquaLab and serial port or USB port on your computer
- 2** Under Connect Via, use the drop down arrow to select the correct port
- 3** Click Connect





Login





■ Use your Windows account password
to log into your AquaLink 4 Part 11





Sharing and Graphing Data



- Share data: Click Export and Save as an Excel file
- Graph data: Simply click the Chart button





Audit Reports





■ To create an audit report, select values from table and select desired audit choice





Inserting and Deleting Columns






- Insert a column: Use the drop down arrow to the left of where you want place a new column and select Insert Column
- Delete a column: Use the drop down arrow and select Delete






Minimum System Requirements




Operation System: Windows XP
Processor: Pentium IV/Atom
RAM: 512 MB
Free Hard Drive Space: 1 GB
Monitor: 800x600 resolution






Recommended System Requirements



Operation System: Windows XP,
Windows 7, Windows 8, Windows 10
Processor: Pentium Core 2 Duo
RAM: 2 GB
Free Hard Drive Space: 20 GB
Monitor: 1024x768 resolution





Questions

While the AquaLink 4 software does not have a hardcopy manual, extensive help files exist to guide you through the various features and processes.





Contact Information

Contact Us: 509-332-5601
support@aqualab.com

Check for Updates: aqualab.com/softwareupdates



18028

11-03-16

AQUA[®]
LAB
BY DECAGON

Copyright ©2016 Decagon Devices, Inc.
2365 NE Hopkins Court, Pullman, WA 99163

Printed in USA